



Bringing out the Best

Highlees Primary School
Ashton Road - Westwood - Peterborough - PE3 7ER

Telephone: 01733 264294
highleesoffice@hefed.org
www.highleesprimary.co.uk


Executive Principal: Mrs Sue Lane
Principal: Mrs Melissa Albert



Bringing out the Best



How to





Bringing out the Best

This booklet shows you how to block and delete people off of social media.

If someone is making you or a friend sad, scared or worried online the best thing to do is to delete and block them so they can not talk to you anymore. This helps you stay safe online!

Remember if you want to report someone for being nasty or making you worry or sad then click on this picture:




or speak to a trusted adult.

If you would like any more help around privacy settings or how to report anyone on the internet please let a learning mentor or trusted adult know.

And remember to stay SMART!



Bringing out the Best



ROBLOX



1. Go to the Followers tab on your **Friends** page by clicking **Friends** in the menu on the left or by clicking here.
2. Find the user. His profile box will be deactivated.
3. Click on the three-dot menu and click on Unfriend as below


1. Go to their profile page. Under their character thumbnail, you'll see a "More" button.
2. Hit the button, and click "**Block** user."



Bringing out the Best



TikTok




1. Go to your Profile tab.
2. Tap Followers.
3. Tap the follower you wish to remove.
4. Tap ... in the top right corner of the profile page.
5. Select Block.

1. Go to the profile of the account you want to report.
2. Tap the Settings icon
3. Tap Block and follow the steps in the app.


FACT! The age restriction on this app is 16!



Bringing out the Best



Snapchat



1. Swipe right to go to the Chat screen.
2. Tap and hold on a **friend's** name.
3. Tap "More"
4. Tap "**Remove Friend**"

1. Swipe to the right to open your Friends screen. ...
2. Locate the person you want to **block** and tap and hold their name.
3. Select "More." ...
4. Tap "**Block.**"


Your snapchats do not actually disappear, they are stored on a server forever!



Bringing out the Best



facebook



1. Go to the person's Timeline.
2. Click the Friends button.
3. Click the Unfriend link.
4. Click the **Remove** from Friends button.

1. Go to the profile page of the **person** you want to **block**.
2. Tap More (three dots) under and to the right of the **person's** name.
3. Tap **Block**.
4. In the confirmation pop-up, tap **Block** again.

Facebook has 1.59 billion users



Bringing out the Best